

SCoP Member Survey

1. Please rate the performance of the College in the following areas.						
	Excellent			Poor	Rating Average	Response Count
The quality of our responses to your questions and concerns.	22.2% (43)	57.2% (111)	12.4% (24)	8.2% (16)	2.93	194
The timeliness of our staff's response to your needs.	23.8% (46)	58.5% (113)	13.5% (26)	4.1% (8)	3.02	193
The knowledge level of our staff.	23.7% (46)	58.2% (113)	12.9% (25)	5.2% (10)	3.01	194
How well we keep you informed of changes.	24.9% (49)	48.7% (96)	17.3% (34)	9.1% (18)	2.89	197
Our ability to handle urgent requests.	20.1% (38)	61.9% (117)	13.2% (25)	4.8% (9)	2.97	189
Overall, how do you rank our services to you.	17.3% (34)	60.4% (119)	14.7% (29)	7.6% (15)	2.87	197
	<i>answered question</i>					199
	<i>skipped question</i>					7



2. Please tell us what are the most important roles for the College:						
	Most Important			Not Important	Rating Average	Response Count
Timely Registration	39.8% (78)	45.9% (90)	13.3% (26)	1.0% (2)	3.24	196
Continuing Medical Education	56.9% (112)	34.0% (67)	6.6% (13)	2.5% (5)	3.45	197
Advocating for members	53.8% (106)	36.0% (71)	6.6% (13)	3.6% (7)	3.40	197
Investigating professional misconduct	40.6% (80)	49.2% (97)	8.6% (17)	1.5% (3)	3.29	197
Increasing the quality of practice	62.4% (121)	30.9% (60)	4.1% (8)	2.6% (5)	3.53	194
Increasing the profile of the profession	52.6% (103)	33.7% (66)	7.7% (15)	6.1% (12)	3.33	196
Protecting the public	53.1% (103)	35.1% (68)	9.3% (18)	2.6% (5)	3.39	194
				Other (please specify)		16
				answered question		198
				skipped question		8

3. Please tell us what you think the most important issues facing the College of Paramedics in Saskatchewan in the next year.						
	Most Important			Not Important	Rating Average	Response Count
Development of a National Licensing Exam.	32.6% (63)	37.3% (72)	21.8% (42)	8.3% (16)	2.94	193
Scope of Practice.	56.1% (110)	34.2% (67)	7.7% (15)	2.0% (4)	3.44	196
Collaboration with other health professionals.	35.9% (70)	46.7% (91)	14.9% (29)	2.6% (5)	3.16	195
Communication with members.	54.9% (107)	38.5% (75)	5.1% (10)	1.5% (3)	3.47	195
Relationships with partners & stakeholders.	22.4% (44)	48.5% (95)	21.4% (42)	7.7% (15)	2.86	196
Continuing Medical Education.	46.4% (91)	41.8% (82)	10.2% (20)	1.5% (3)	3.33	196
Availability of initial training.	31.4% (61)	42.3% (82)	21.6% (42)	4.6% (9)	3.01	194
Other (please specify)						10
answered question						199
skipped question						7

4. How would you rate the registration process for your 2010 license in terms of ease of registration?						
	Extremely Easy			Not At All Easy	Rating Average	Response Count
Ease	12.1% (24)	51.8% (103)	24.1% (48)	12.1% (24)	2.64	199
answered question						199
skipped question						7

5. How would you rate the time it took the College to complete your registration?						
	Quick			Too Long	Rating Average	Response Count
Time	30.0% (60)	43.0% (86)	18.0% (36)	9.0% (18)	2.94	200
	<i>answered question</i>					200
	<i>skipped question</i>					6





6. How would you prefer that the College communicate with you?						
	Best			Worst	Rating Average	Response Count
Email	79.6% (156)	16.8% (33)	2.6% (5)	1.0% (2)	3.75	196
Phone	12.6% (22)	21.7% (38)	35.4% (62)	30.3% (53)	2.17	175
Mail	22.0% (40)	46.2% (84)	23.1% (42)	8.8% (16)	2.81	182
Face-to-Face	13.2% (23)	30.5% (53)	37.9% (66)	18.4% (32)	2.39	174
Website	26.4% (48)	36.3% (66)	19.2% (35)	18.1% (33)	2.71	182
Newsletter	15.7% (28)	49.4% (88)	24.2% (43)	10.7% (19)	2.70	178
	Other (please specify)					5
	<i>answered question</i>					197
	<i>skipped question</i>					9





7. Have you seen the College's New Website (launched in February 2010)?			
		Response Percent	Response Count
Yes		71.3%	144
No		28.7%	58
	<i>answered question</i>		202
	<i>skipped question</i>		4

8. What is the Primary reason you visited the site?		
		Response Count
		130
		<i>answered question</i> 130
		<i>skipped question</i> 76

9. Did you find what you needed?			
		Response Percent	Response Count
Yes, all of it		51.5%	69
Yes, some of it		44.0%	59
No, none of it		4.5%	6
		<i>answered question</i>	134
		<i>skipped question</i>	72

10. If you did not find any or all of what you needed, please tell us what information you were looking for.		
		Response Count
		31
		<i>answered question</i> 31
		<i>skipped question</i> 175

11. Please tell us how easy it is to find information on this site.			
		Response Percent	Response Count
Very Easy		14.3%	19
Easy		78.2%	104
Difficult		6.8%	9
Very Difficult		0.8%	1
		<i>answered question</i>	133
		<i>skipped question</i>	73

12. Is the new ScOP website an improvement?			
		Response Percent	Response Count
Yes, much better		66.7%	88
A bit better		24.2%	32
About the same		7.6%	10
Worse		1.5%	2
		<i>answered question</i>	132
		<i>skipped question</i>	74





13. What is your overall impression of the site?					
	Above Expectations	Meets Expectations	Below Expectations	Rating Average	Response Count
Professional	36.0% (49)	62.5% (85)	1.5% (2)	2.35	136
Informative	23.0% (31)	74.1% (100)	3.0% (4)	2.20	135
Visually Pleasing	31.6% (43)	64.7% (88)	3.7% (5)	2.28	136
<i>answered question</i>					136
<i>skipped question</i>					70





14. Please add any comments you have for improving the website. We welcome your suggestions on specific areas for improvements and features you would like to see added to the site.		Response Count
		18
	<i>answered question</i>	18
	<i>skipped question</i>	188





15. What are some areas where the College should improve (please be specific)?		Response Count
		122
	<i>answered question</i>	122
	<i>skipped question</i>	84






16. What do we do well?		Response Count
		97
	<i>answered question</i>	97
	<i>skipped question</i>	109

17. Is there anything else that you'd like to let us know?		Response Count
		60
	<i>answered question</i>	60
	<i>skipped question</i>	146

18. How many years have you been registered in Saskatchewan?			
		Response Percent	Response Count
0 - 2 years		14.0%	26
3 - 5 years		15.6%	29
6 - 10 years		23.7%	44
10 + years		46.8%	87
		<i>answered question</i>	186
		<i>skipped question</i>	20

19. Please tell us where you work.			
		Response Percent	Response Count
Large City (Regina, Saskatoon)		23.0%	42
Other City		14.2%	26
Rural		56.8%	104
Northern		6.0%	11
		<i>answered question</i>	183
		<i>skipped question</i>	23

20. Please tell us your professional designation.			
		Response Percent	Response Count
EMR		10.8%	20
EMT		43.8%	81
EMT-A		22.2%	41
EMT-P		23.2%	43
		<i>answered question</i>	185
		<i>skipped question</i>	21

21. Please tell us in which sector you work:			
		Response Percent	Response Count
Ambulance		82.9%	150
Fire		7.2%	13
Facility-based		3.3%	6
Educational		2.2%	4
Industrial		4.4%	8
		Other (please specify)	20
		<i>answered question</i>	181
		<i>skipped question</i>	25